



AIR CONDITIONING



REFRIGERATION



HEATING



kitchen

CONDENSATE REMOVAL PUMP

Designed to take the heat! Extra quick & easy to fit, the Kitchen all-in-one boiler pump is designed to be fitted beneath domestic gas boilers and furnaces.



12L/h max. flow

10m max. rec. head
(flow rate 4L/h)

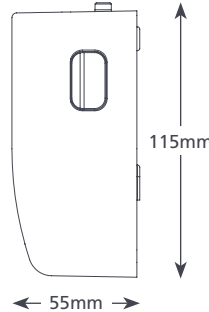
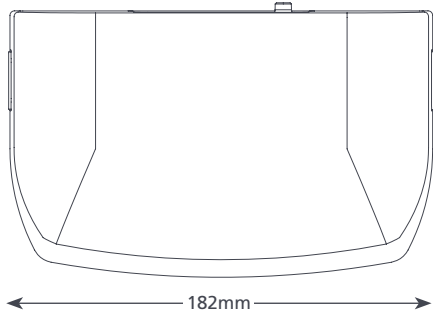
21dB(A)

KEY FEATURES

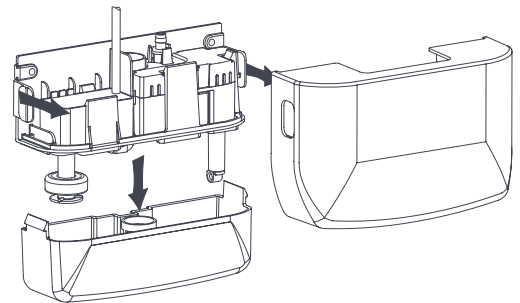
- Compact & discreet
- Mounts under boiler
- Quiet operation
- Clear removable reservoir

SUITABILITY

- Up to 30kW / 102,000Btu/h with condensate PH value >2.7
- ✓ Perfect for... Domestic gas fired condensing boilers & furnaces

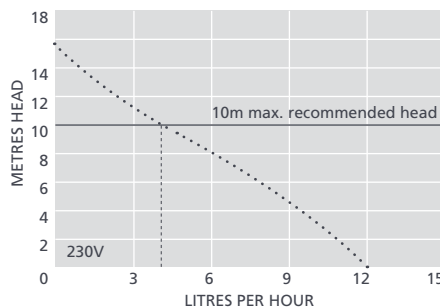


0.46 kg



KITCHEN BOILER SPECIFICATIONS

Max. flow	12L/h @ 0 head
Max. rec. head	10m
Tank capacity	0.5L
Sound level@1m	21dB(A)
Power supply	230V AC 50-60Hz 0.1A*
Rated	Non continuous
Class	II appliance <input type="checkbox"/>
Max. unit output	30kW / 102,000Btu/h
Max. water temp	60°C / 140°F
Inlet/outlet	27mm in, 6mm out
IP Protection	IPX1
Safety switch	3.0A Normally closed
Thermal protection	✓
Fully potted	✓
Self priming	n/a



SUGGESTED XTRA ACCESSORIES

Description	Part No.
Tube To Soil Stack Adaptor	FP2038
1 Amp Fuse	FP2620
Vinyl Tube Braided 1/4" (6mm)	AX5100

Xtra For more installation accessories take a look at our Aspen Xtra range

KITCHEN BOILER OPTIONS

Kitchen boiler pump FP2948

* Other voltages available

IN THE BOX

Kitchen boiler pump (inc. 1.5m power cable)
 • 6m discharge tube (6mm ID) • Inlet adaptor for 22 & 28mm pipe • Pipe adaptor • Fixing kit
 • Install manual

Download manual at aspenspumps.com

aspenspumps.com

+44 (0)1323 848842

sales@aspenspumps.com

Making life easier for the installer